

BizLink Holding Inc
3665.TT

3Q 2022 Earnings Deck

November 10, 2022



SAFE HARBOR STATEMENT

The contents of this presentation are based on available information, and the Company's views when made. The information in this presentation may contain descriptions of the future prospects of the Company and its subsidiaries, and are subject to risks and uncertainties, which may cause actual results to be materially different from any future result.

The Company disclaims any intention or obligation to update or revise any forward-looking statements, whether as a result of new information or later developments. This presentation is provided for information purposes only. The Company, its consultants, its representatives, and the presenter are not liable for any damages resulting from the use of the contents in this presentation.

3Q22 FINANCIAL RESULTS

NT\$ thousand	3Q22	3Q21	2Q22	Y/Y	Q/Q
Sales	14,526,402	7,415,446	13,963,028	+96%	+4%
Gross Margin	25.75%	23.66%	25.97%	+209bps	-22bps
Operating Margin	10.73%	9.86%	11.70%	+87bps	-97bps
Tax Rate	25.23%	20.39%	27.60%	--	--
Net Income	1,184,084	606,283	1,172,964	+95%	+1%
EPS	7.64	4.54	7.68	+68%	-1%

Product segment growth (consolidated):

Industrial	+270% YoY	39% of sales
IT DataComm	+37% YoY	26% of sales
Automotive	+104% YoY	20% of sales
Electrical Appliance	-8% YoY	14% of sales

Cash dividend payout ratio:

2020: **59%**

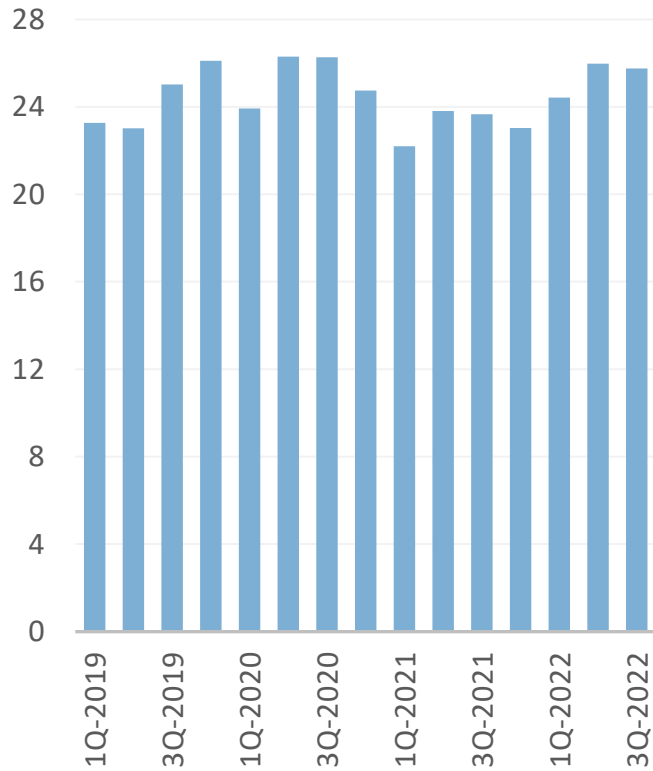
2021: **68%**

2021 Cash dividend per share:

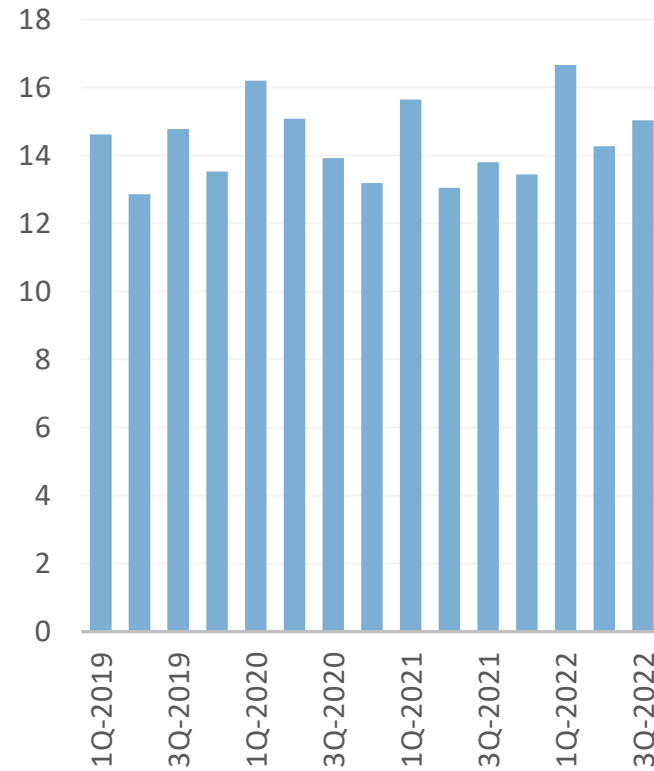
USD **0.32**

3Q22 KEY METRICS

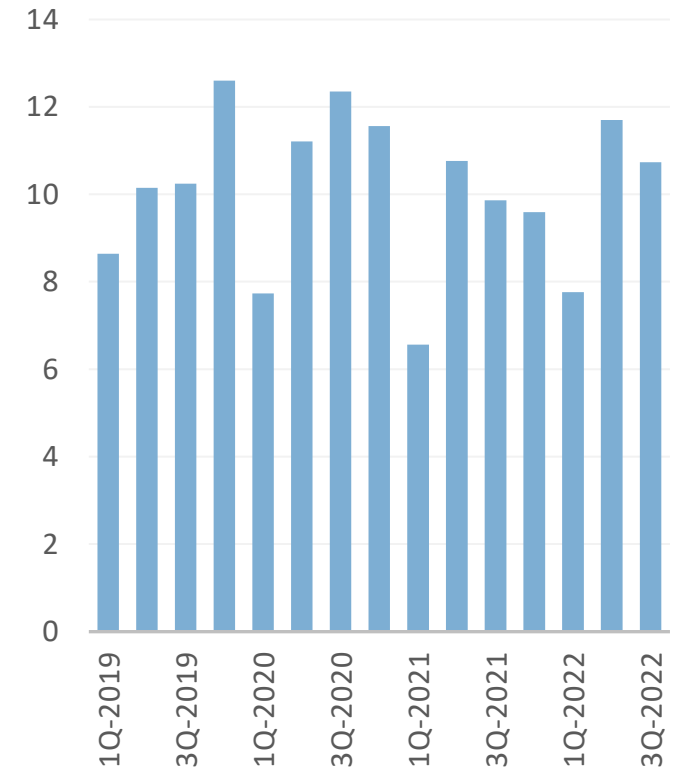
GROSS MARGIN



OPEX RATIO



OPERATING MARGIN



ORGANIC PERFORMANCE BY SEGMENT

✓ 3Q 2022 organic sales increased **14% YOY**

Industrial +31% YOY

22% of organic sales mix

Product category sales mix:

- **Capital eqpt:** low-70%
- **Healthcare:** high-10%

IT DataComm +20% YOY

35% of organic sales mix

Product category sales mix:

- **HPC:** low-30%
- **Peripherals:** low-50%



Automotive +22% YOY

19% of organic sales mix

Product category sales mix:

- **EV:** low-60%
- **Non-EV:** high-30%

Electrical Appliance -8% YOY

22% of organic sales mix

INBG BU PERFORMANCE

TECHNICAL STANDARD-SETTER AND A MARKET LEADER ACROSS A NUMBER OF END-MARKETS

CAPABILITIES TO OPERATE UNDER EXTREME CONDITIONS/REQUIREMENTS FOR CUSTOMERS

SUPERIOR MGMT TEAM AND ESTABLISHED PLATFORM THAT ENABLES HIGH EFFICIENCY

THROUGH ADVANCED INTERCONNECT TECHNOLOGIES THAT UNLOCK NEW POTENTIAL


**Healthcare
16%**



**Telecomm
Systems
9%**



**Robotic
Solutions
17%**



**Automation
& Drives
20%**



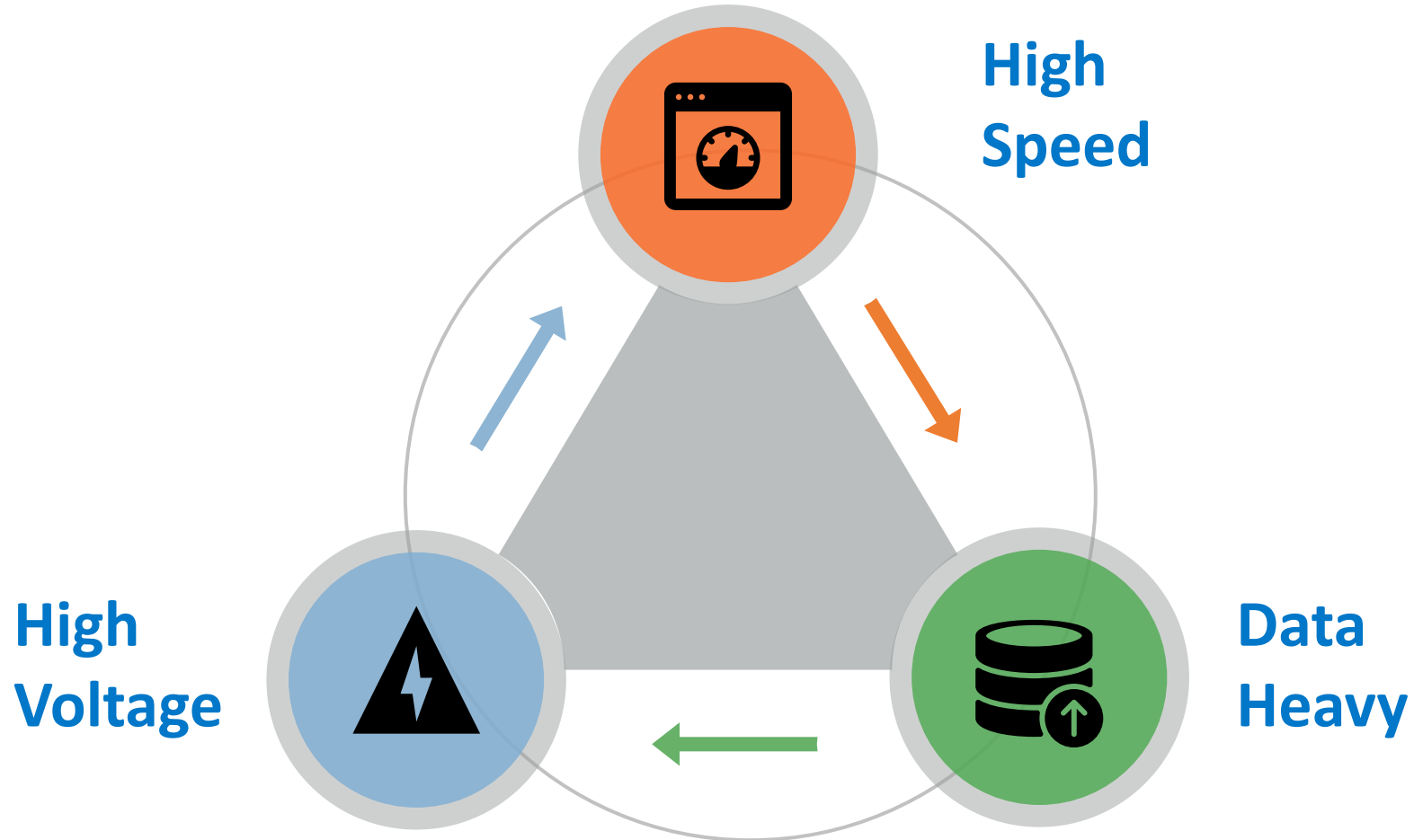
**Silicone
22%**



**Tailor-made
Products
16%**



MOVE UP THE VALUE CHAIN



Q&A Session




Contact us

Mike Wang

Manager, Investor Relations
T +886 2 8226 1000 ext. 2663
E mike_wang@bizlinktech.com

Stay Connected

 [@BizLinkTechnology](#)

 [@BizLink Group](#)

