

Fourth Quarter 2022 Performance

BizLink
3665.TT

FINANCIAL & PRODUCT HIGHLIGHTS

For complete financial data, please refer to BizLink's press release issued on March 30, 2023, which is available on our IR website. Financials in TWD. Growth rates in USD, versus the same period prior year.

TOTAL SALES

Q4
\$13,600M
Up +70%

OPERATING MARGIN

Q4
10.65%
+103 bps

EPS

Q4
\$5.89
Up +40%



Industrial
+184%



IT & DataComm
+0%



Automotive
+94%



Electrical Appl.
-20%

GROSS MARGIN

Q4
26.27%
+323 bps

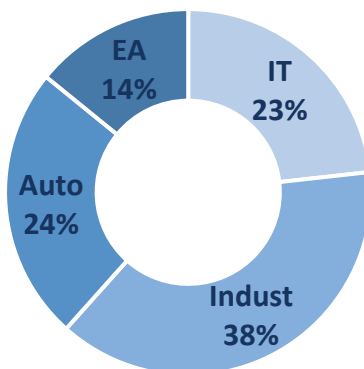
NET INCOME

Q4
\$922M
Up +62%

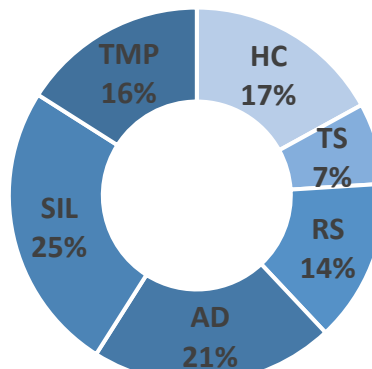
PRODUCT SEGMENT & BREAKDOWN

Q4 Sales Mix

(including INBG)




INBG BU Sales Mix



- Healthcare
- Telecomm Systems
- Robotic Solutions
- Automation & Drives
- Silicone
- Tailor-made Products

LONG TERM SECULAR DRIVERS



Factory Automation, Capital Equipment
High Performance Computing, EV, TMP

GLOBAL FOOTPRINT

Total 33 sites

Europe

East Asia

Southeast Asia

North America

